



**READING**  
**JOURNAL**

# DEAR READERS & WRITERS ▶▶▶

By now, you've discovered a new excellent collection of books for your indulgence all year long. But don't stop there! Visit your local library to find so many books your head will spin. And when you find that one book that really speaks your language, share it with your friends and compare thoughts. Why not enjoy all the fine luxuries of reading every day? **If you're ready to live on the wild side, be sure to check these writing goals off your list:**

## TRY READING...

OUT LOUD DRAMATICALLY UNTIL YOU'RE ASKED TO LEAVE THE ROOM

A MAGAZINE

A HOW-TO FOR A PROJECT

ANOTHER BOOK BY THE SAME AUTHOR YOU'VE ENJOYED IN THE PAST

TO SOMEONE WAY YOUNGER OR WAY OLDER THAN YOU

THE NEWSPAPER AND IMPRESS YOUR FRIENDS WITH YOUR WORLDLY KNOWLEDGE

You'll also notice that you're getting this nifty journal for your writing pleasure. Let's be real—if you want to be a better reader, you have to get the hang of the connection between reading and writing. All the best readers take notes and reflect through writing in order to reach new depths of understanding. How deep can you go? Don't stop with this journal! **Here are some writing goals:**

## TRY WRITING...

A LETTER TO THAT SPECIAL SOMEONE

YOUR OWN CHAPTER BOOK

A BLOG (WITH PARENTAL PERMISSION, OF COURSE)

YOUR OWN SONG

A PLAY

A PERSUASIVE LETTER FOR THE NEWSPAPER

A SHORT STORY

Remember, hang out with your friends, find new hobbies, and dive into your own interests outside of school; but don't forget how reading can be a part of each of those things, too.

## ENJOY!

# INFORMATIONAL TEXT ▶▶▶

Reading and responding to a variety of text types is important as you grow as a reader and writer. Informational texts include biographies, autobiographies, and books about history, science, art, and geography.

**After reading an informational text:**

**LIST 1 QUESTION YOU HAVE ABOUT WHAT YOU READ.**

1. \_\_\_\_\_  
\_\_\_\_\_  
\_\_\_\_\_  
\_\_\_\_\_

**TELL 2 PEOPLE WHAT YOU JUST READ.**

**WRITE DOWN 3 NEW VOCABULARY WORDS AND THEIR DEFINITION FROM YOUR READING.**

1. \_\_\_\_\_  
\_\_\_\_\_
2. \_\_\_\_\_  
\_\_\_\_\_
3. \_\_\_\_\_  
\_\_\_\_\_

**DRAW 4 SYMBOLS TO REPRESENT INFORMATION YOU READ.**

- |    |    |
|----|----|
| 1. | 2. |
| 3. | 4. |

**LIST 5 FACTS YOU LEARNED FROM YOUR READING.**

1. \_\_\_\_\_  
\_\_\_\_\_
2. \_\_\_\_\_  
\_\_\_\_\_
3. \_\_\_\_\_  
\_\_\_\_\_
4. \_\_\_\_\_  
\_\_\_\_\_
5. \_\_\_\_\_  
\_\_\_\_\_

# MAIN IDEA

Identifying the main ideas and supporting details are building blocks for improving your reading comprehension and writing skills. **Choose a text and write 3 main ideas.**  
**Each main idea needs to have at least 3 supporting details.**

## MAIN IDEA

The most important thoughts from a piece of text. What's the point?

1.

2.

3.

## SUPPORTING DETAILS

Additional information that helps you better understand the main idea.

a)

b)

c)

a)

b)

c)

a)

b)

c)

## SUMMARIZE

Give the most important information about the text in your own words. BE BRIEF!

Using your notes above, write a brief summary of the text. Each word you write is \$0.10 and your summary should be no more than \$2.00 total.

# PRESENTATION

TED Talks are short powerful presentations used to spread insightful new ideas. **Visit TED.com to view examples, and then plan your own talk based on your own reading and research.**

## GUIDELINES

- Length: 6-10 minutes
- **Present on a big idea that showcases your new and unique perspective.**
- Display your curiosity and passion for the topic.
- Perform your talk as if you're telling a story.
- Don't be afraid to use a touch of humor.
- TALK to your audience. (Don't read from a paper!)

## PREPARE

Use the T-chart below to take notes. **Left column:** Record facts from a nonfiction book. **Right column:** Record your own thoughts and experiences pertaining to those facts, along with any further research you conduct at the library.

**Interesting facts/ideas:**

**My thoughts/questions/  
further research:**

## PLAN

**Introduction and main idea (thesis):**

**Point 1:**

**Point 2:**

**Point 3:**

**Conclusion:**

## PRESENT!

Find an audience for your TED Talk, and share.

# LITERATURE

Reading and responding to a variety of text types is important as you grow as a reader and writer. Literature includes stories, dramas, and poetry.

**After reading a piece of literature, rewrite part of the text as a Twitter conversation with the characters or author. Here is an example from the book *Holes* following the Twitter guidelines of using 140 characters or less.**

## EXAMPLE

## YOUR TURN

**S** **Unlucky Stanley** @unluckystanley · 22h  
@zero+one Reading makes our time at #CampGreenLake better. We should write a book about digging #holes.  
← ↻ 3 ❤️ 2 ⋮

---

**Z** **ZERO + ONE** @zero+one · 21h  
#CampGreenLake #holes thanks for making me laugh @unluckystanley  
← ↻ ❤️ ⋮

---

**S** **Unlucky Stanley** @unluckystanley · 19h  
That look on your face @zero+one! #sploosh #CampGreenLake #holes  
← ↻ ❤️ 5 ⋮

---

**Z** **ZERO + ONE** @zero+one · 5h  
Shopping for new shoes @unluckystanley Any recommendations? #CampGreenLake #holes  
← ↻ ❤️ ⋮

**1** \_\_\_\_\_  
\_\_\_\_\_

← ↻ ❤️ ⋮

---

**2** \_\_\_\_\_  
\_\_\_\_\_

← ↻ ❤️ ⋮

---

**1** \_\_\_\_\_  
\_\_\_\_\_

← ↻ ❤️ ⋮

---

**2** \_\_\_\_\_  
\_\_\_\_\_

← ↻ ❤️ ⋮

# STORY MAP

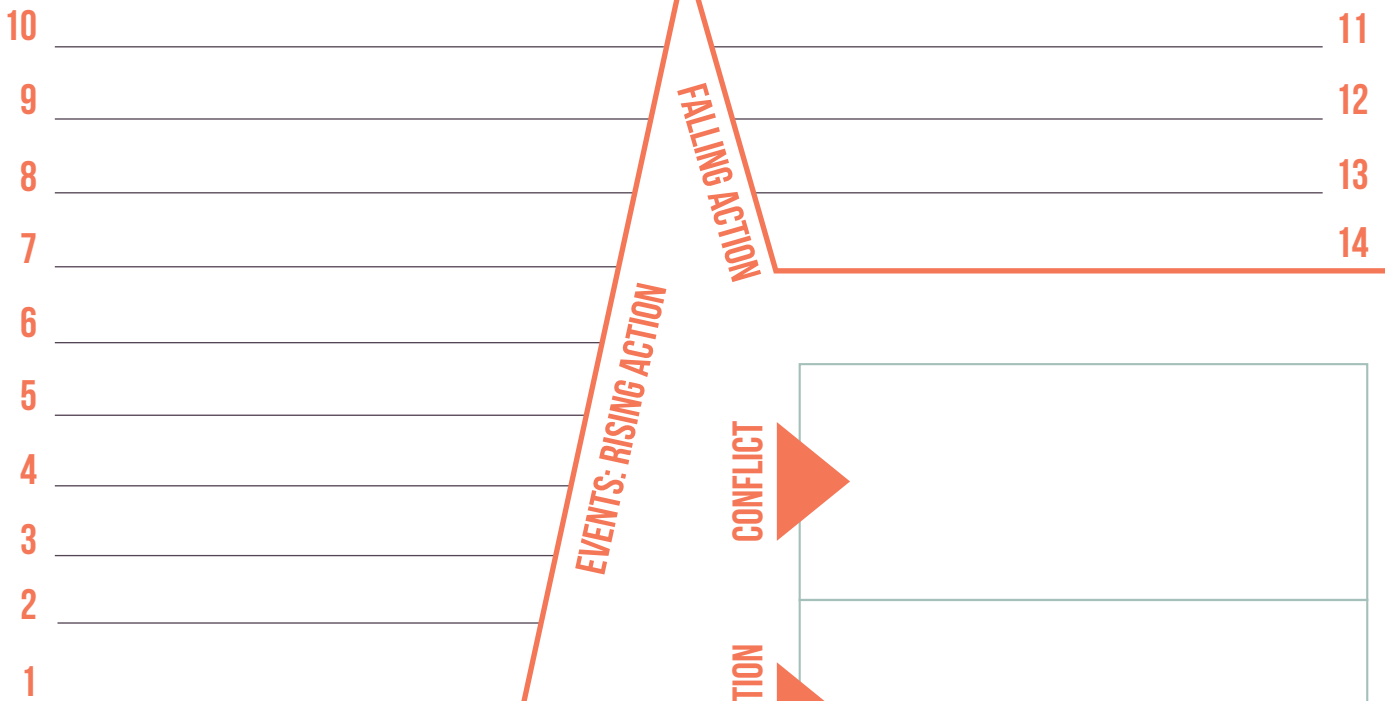
Use a graphic organizer tool to improve your reading comprehension.  
Map out, identify, and analyze significant components of a text here.

TITLE \_\_\_\_\_

MAJOR CHARACTER(S) \_\_\_\_\_

MINOR CHARACTER(S) \_\_\_\_\_

CLIMAX




SETTING 

CONFLICT 

RESOLUTION 

AUTHOR'S THEME 



# CHARACTERIZATION

## WHAT DOES THE CHARACTER...

THINK/LEARN?

HEAR?

SAY?

FEEL?

WANT?

HAVE?

WHERE DOES THE CHARACTER  
LIVE AND/OR VISIT?

DO?


Pretending that you're this character and using your notes above, on another piece of paper, write a letter to another character in the story explaining your actions or thoughts/feelings at the end of the book. Don't forget to use evidence from the text.



# THEME

Choose a novel you read this summer with a theme that particularly resonates with you.


**Draw a character's Instagram feed throughout the book, only choosing moments that represent a theme. Below the picture, include hashtags representing how that moment portrays the theme.**




#



#




#



#



#



#

**Define a theme of your novel, and explain how it develops throughout the book. Refer to specific moments in the novel (text evidence):**

---

---

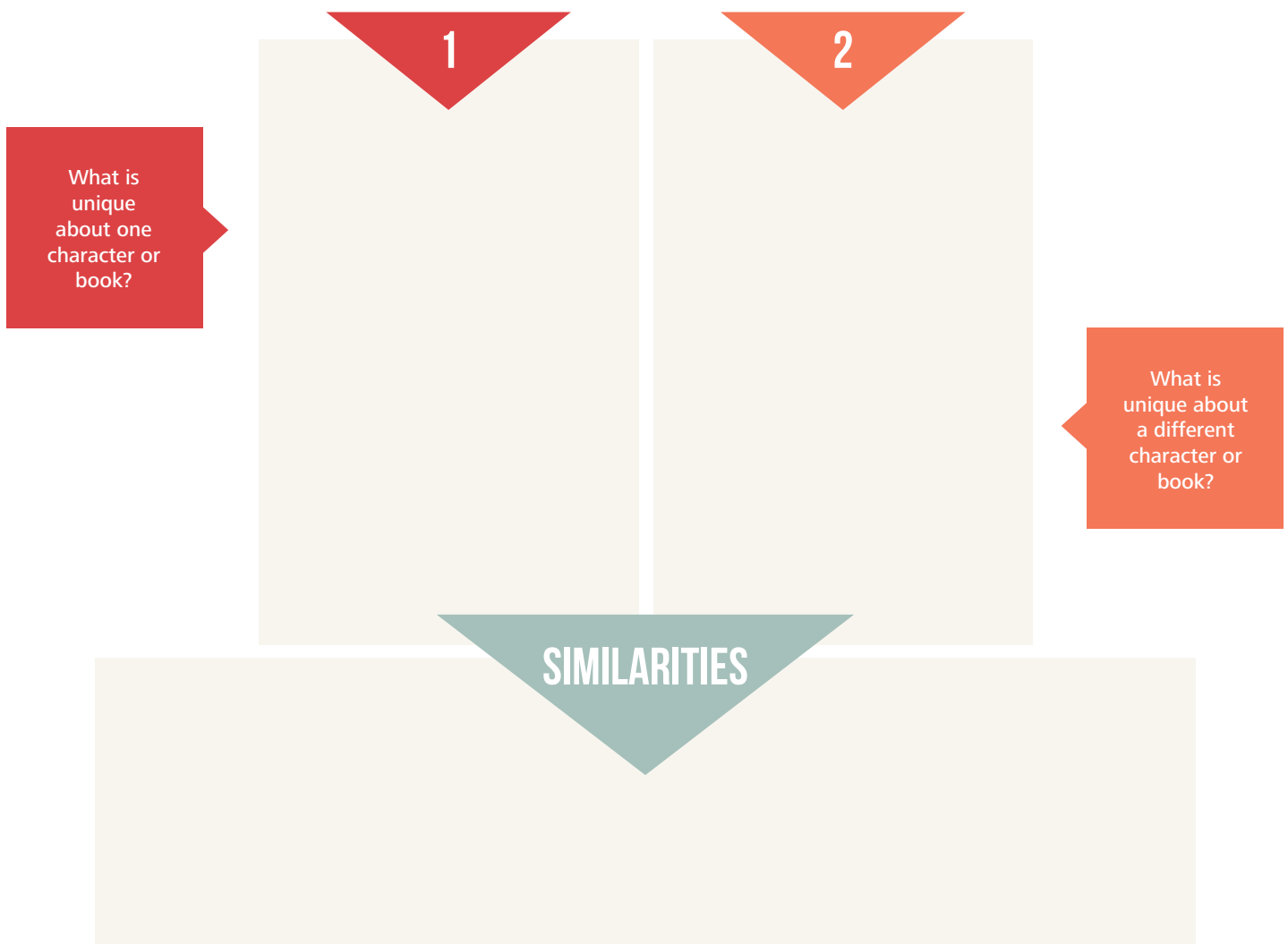
---

---

# COMPARE & CONTRAST

Throughout your life, you are comparing and contrasting things (eating at home or eating out!), but being asked to identify specific similarities and differences through analysis and writing requires practice!

**Use the Top Hat Organizer below to summarize and review critical similarities and differences between two characters or two books.**



## DRAWING CONCLUSIONS

Based on the above information, are the two characters/books more alike or different? Explain your response.

---

---

---

# BOOK REVIEW

This page is for planning a book review on any book you read this summer. Since this is prewriting, don't worry about complete sentences. **Your end goal is to write an article explaining why you would or would not recommend this book to other readers.**

Title: \_\_\_\_\_ Date Published: \_\_\_\_\_

Author: \_\_\_\_\_ Rating: 

One of the first sentences of your article should mention the title of the book, the date it was published, and the author.

Fill in how many stars out of 5 you give this book!

After you name the book, plan on summarizing what happened in the book. Then, introduce your main argument: Did you like it or not, and what's your biggest reason?

## Introduction, Book Summary, Main Argument:

---

---

---

Here you can plan what you like or dislike about the book. Are the characters realistic? Does the author use captivating language? Is the ending what you hoped for? Be sure to back up your argument with evidence from the book! Even if you love the book, see if you can think of at least one thing you don't like. If you hate the book, try to think of at least one positive.

### Likes:

Positive 1: \_\_\_\_\_

Text evidence: \_\_\_\_\_

Text evidence: \_\_\_\_\_

Positive 2: \_\_\_\_\_

Text evidence: \_\_\_\_\_

Text evidence: \_\_\_\_\_

### Dislikes:

Negative 1: \_\_\_\_\_

Text evidence: \_\_\_\_\_

Text evidence: \_\_\_\_\_

Negative 2: \_\_\_\_\_

Text evidence: \_\_\_\_\_

Text evidence: \_\_\_\_\_

### Conclusion:

---

---

---

Plan a conclusion paragraph that wraps up your thoughts. Remind us whether you do or don't recommend the book, to whom you would recommend it, and why?

Now that your prewriting is done, write your first draft on a separate piece of paper. This **DOES** need to be in complete sentences. Have someone review it before writing your final draft, and if you're up for it, try to post your review online.

DESCRIPTIVE WRITING  
DESCRIBES THE WAY  
THINGS LOOK, FEEL,  
SOUND, TASTE, ETC.

THE PURPOSE OF  
PERSUASIVE WRITING IS  
TO CONVINCE YOU TO DO  
SOMETHING OR THINK A  
CERTAIN WAY.



NARRATIVE  
WRITING TELLS A  
STORY, USUALLY IN  
CHRONOLOGICAL ORDER.

EXPOSITORY  
WRITING  
EXPLAINS AND/  
OR TEACHES.